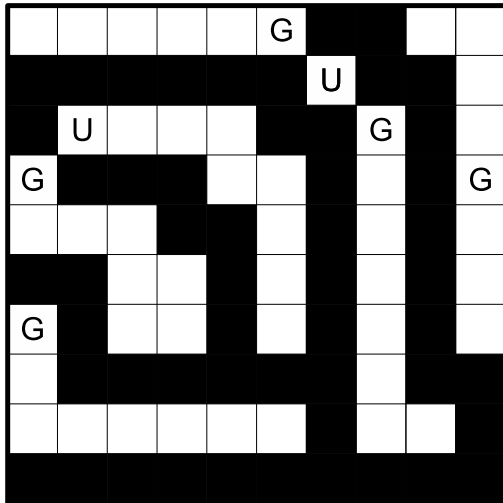
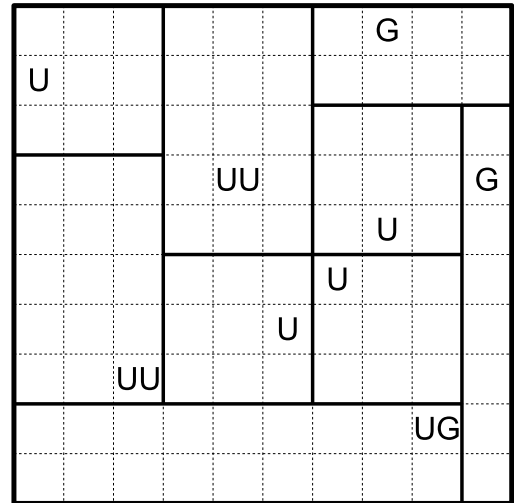


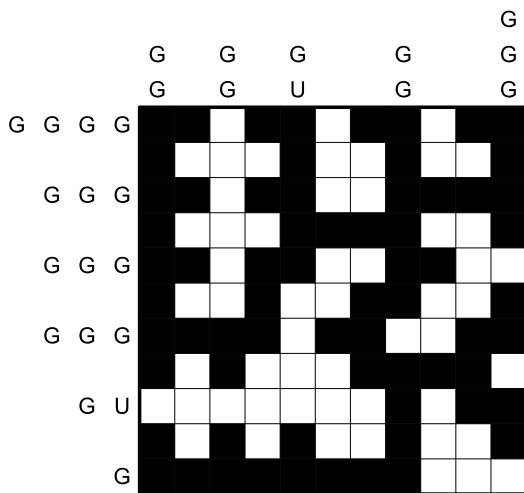
Lösungen LM 2026 Runde 6: Von G's und U's




6.1 Nurikabe




6.2 Shikaku



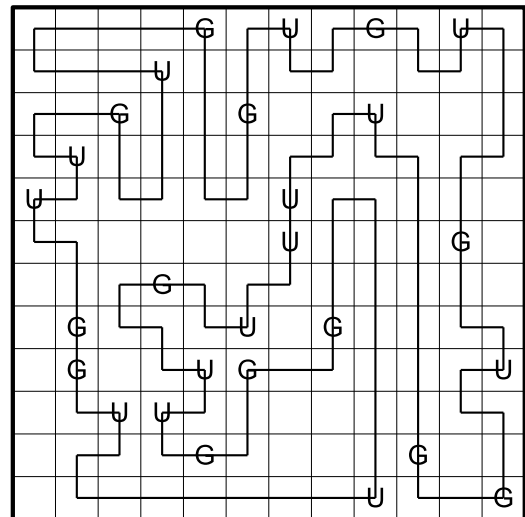
6.3 Koralle



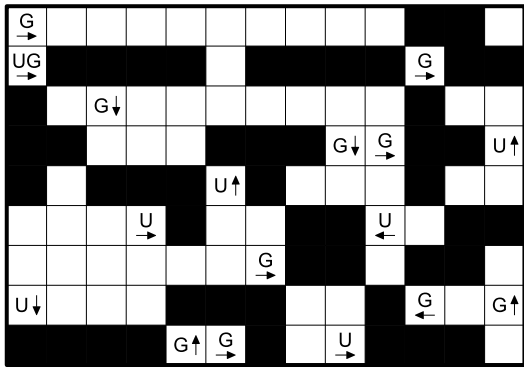
6.4 Norinuri



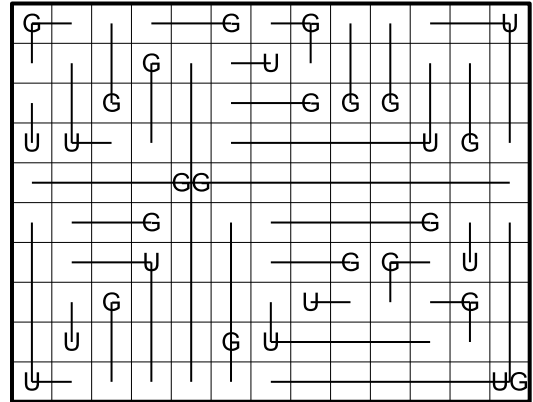
6.5 Shakashaka



6.6 Geradeweg



6.7 Tetrochain




6.8 Vier Winde

10	10		10	10	10		10	10	10	10
10		10	10		10	10		10		10
10	10		10	10	10		10	10	10	10
10		10	12		12	12	12			
10	10	10		12	12		10	10	10	10
			12		12	12		10		10
10		10	12	12		12	10	10	10	10
10	10	10		10	10	10		12		12
10		10		10		10	12	12	12	12
10	10	10		10	10		12		12	
			10	10		10	12	12	12	12

6.9 Nanro

5	2	3	4	5	6	1				
	3	5	1	6	2	4	2			
	4	6	5	1	3	2	4			
	6	1	2	3	4	5				
	5	4	6	2	1	3				
6	1	2	3	4	5	6				

6.10 Killer-Hochhäuser



6.11 U-Bahn